

CVT320

Fiber Converter



Specifications

Change History

Document Version	Release Date	Description
V2.3.6	2026-02-02	Updated the certification information.
V2.3.5	2023-12-11	Updated the certification information.
V2.3.5	2023-12-11	Updated the power supply and certification information.
V2.3.4	2023-08-11	Added accessory information.
V2.3.3	2023-05-12	<ul style="list-style-type: none"> • Added the certification information. • Added the applications description. • Updated the product introduction. • Updated optical port transmission distance.
V2.3.2	2021-02-06	<ul style="list-style-type: none"> • Updated the dimensions diagram. • Updated the certification information.
V2.3.1	2020-07-01	<ul style="list-style-type: none"> • Optimized the feature description. • Optimized the legends in the appearance diagram. • Optimized the indicator description. • Optimized the dimensions diagram style.
V2.3.0	2018-03-15	<ul style="list-style-type: none"> • Added the optical module features. • Added the certification information. • Added the packing information.

Introduction

The CVT320 is a fiber converter of Xi'an NovaStar Tech Co., Ltd. (hereinafter referred to as NovaStar) which offers a way of conversion between optical signals and electrical signals for video sources to connect the sending card to the LED display. It is ready to use once it is connected, with no drivers required.

Certifications


CE, RoHS, PSE, FCC, IC, NTRA, CB, UL.

If the product does not have the relevant certifications required by the countries or regions where it is to be sold, please contact NovaStar to confirm or address the problem. Otherwise, the customer shall be responsible for the legal risks caused or NovaStar has the right to claim compensation.

Features

- 1x Gigabit Ethernet port
- 1x Single-mode twin-core LC optical port with an optical module installed at the factory
- Optical port: 1.25 Gb/s rate, 1310 nm wavelength, up to 20 km transmission distance, hot pluggable

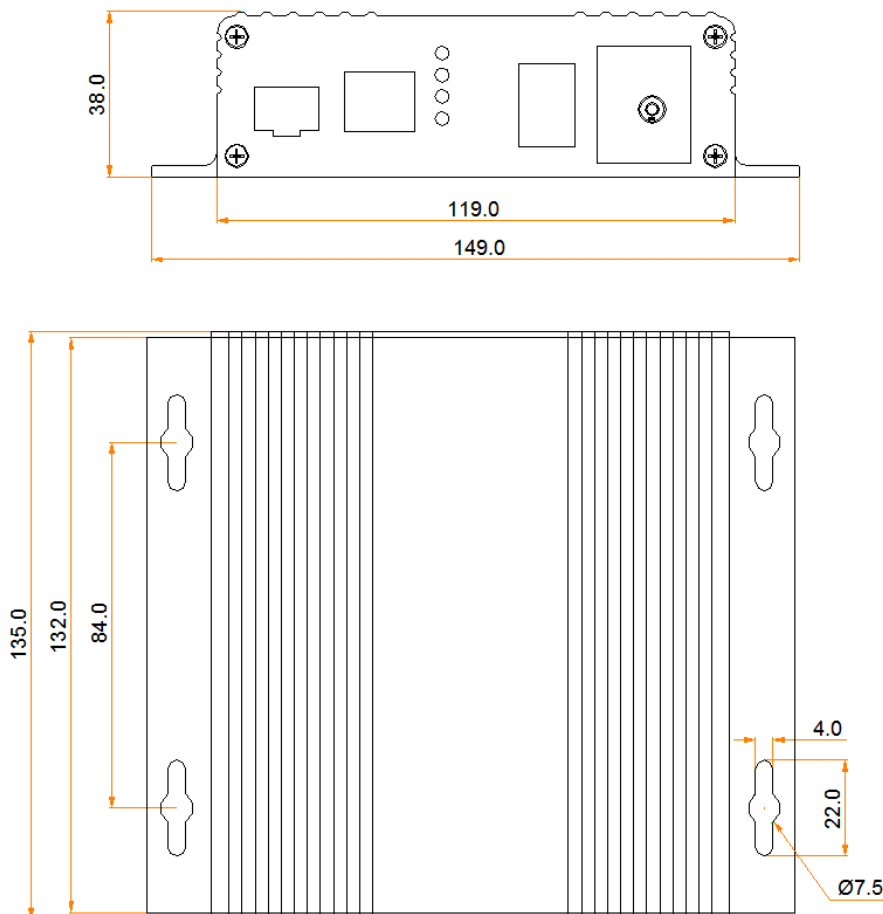
Appearance



Indicators

Indicator	Color	Status	Description
POWER	Red	Always on	The power supply is normal.
FX/ACT	Green	Always on	The optical port connection is normal.
TP/ACT	Green	Always on	The Ethernet port connection is normal.
DATA	Green	Flashing	The Ethernet port is outputting data.

Dimensions



Tolerance: ± 0.3 Unit: mm


Applications

The CVT320 is used for long-distance data transmission. Users can decide a connection method based on whether the sending card has optical ports.

The Sending Card Has Optical Ports



The Sending Card Has No Optical Ports



Specifications

Electrical Specifications	Power supply	AC 100-240 V, 50/60 Hz, 0.35 A
	Rated current	0.7 A
	Rated power consumption	3.5 W
Operating Environment	Temperature	-20°C to +70°C
	Humidity	10% RH to 90% RH, non-condensing
Storage Environment	Temperature	-30°C to +80°C
Physical Specifications	Dimensions	149.0 mm × 135.0 mm × 38.0 mm
	Net weight	0.53 kg
Packing Information	Carrying case	335.0 mm × 190.0 mm × 62.0 mm, kraft paper box
	Foam	330.0 mm × 180.0 mm × 5.0 mm (Top) 330.0 mm × 180.0 mm × 53.0 mm (Bottom)
	Packing box	400.0 mm × 365.0 mm × 355.0 mm, kraft paper box
	Accessories	1x Power cord, 1x Certificate of Approval

The amount of current and power consumption may vary depending on various factors such as product settings, usage, and environment.

FCC Caution

Any Changes or modifications not expressly approved by the party responsible for compliance could void the user's authority to operate the equipment.

This device complies with part 15 of the FCC Rules. Operation is subject to the following two conditions: (1) This device may not cause harmful interference, and (2) this device must accept any interference received, including interference that may cause undesired operation.

Note: This equipment has been tested and found to comply with the limits for a Class B digital device, pursuant to part 15 of the FCC Rules. These limits are designed to provide reasonable protection against harmful interference in a residential installation. This equipment generates, uses and can radiate radio frequency energy and, if not installed and used in accordance with the instructions, may cause harmful interference to radio communications. However, there is no guarantee that interference will not occur in a particular installation. If this equipment does cause harmful interference to radio or television reception, which can be determined by turning the equipment off and on, the user is encouraged to try to correct the interference by one or more of the following measures:

- Reorient or relocate the receiving antenna.
- Increase the separation between the equipment and receiver.
- Connect the equipment into an outlet on a circuit different from that to which the receiver is connected.
- Consult the dealer or an experienced radio/TV technician for help.

Copyright © 2026 Xi'an NovaStar Tech Co., Ltd. All Rights Reserved.

No part of this document may be copied, reproduced, extracted or transmitted in any form or by any means without the prior written consent of Xi'an NovaStar Tech Co., Ltd.

Trademark

 is a trademark of Xi'an NovaStar Tech Co., Ltd.

Statement

Thank you for choosing NovaStar's product. This document is intended to help you understand and use the product. For accuracy and reliability, NovaStar may make improvements and/or changes to this document at any time and without notice. If you experience any problems in use or have any suggestions, please contact us via the contact information given in this document. We will do our best to solve any issues, as well as evaluate and implement any suggestions.

| [Official website](http://www.novastar.tech)
| www.novastar.tech

| [Technical support](mailto:support@novastar.tech)
| support@novastar.tech